



10 B2 First Speaking – Photo Comparison Tasks

Instructions (for students):

You will see two photos. Compare the photos and answer the question. You should speak for about 1 minute.

Task 1 – Working styles

Photo A: People working together in a modern office.

Photo B: A person working alone at home on a laptop.

Question:

Why might these people prefer these different ways of working?





Task 2 – Free time

Photo A: A group of friends playing board games at home.

Photo B: A group of young people playing football in a park.

Question:

Which activity do you think is better for relaxing, and why?





Task 3 – Learning

Photo A: Students sitting in a classroom with a teacher.

Photo B: A young person watching an online lesson on a tablet.

Question:

What are the advantages of these two ways of learning?






Task 4 – Travel experiences

Photo A: Tourists taking photos in a crowded city.

Photo B: A person hiking alone in the mountains.

Question:

How might these experiences make people feel?





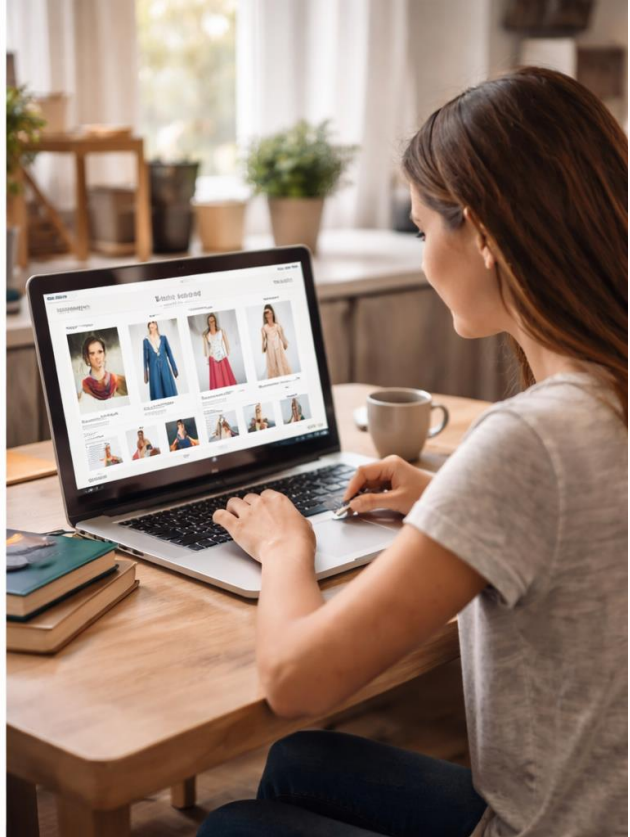
Task 5 – Shopping

Photo A: People shopping in a busy shopping centre.

Photo B: A person shopping online at home.

Question:

Which way of shopping do you think is more convenient?





Task 6 – Eating habits

Photo A: A family eating dinner together at home.

Photo B: Friends eating in a fast-food restaurant.

Question:

Why do people choose these different places to eat?





Task 7 – Using technology

Photo A: Teenagers looking at their phones together.

Photo B: People talking face to face in a café.

Question:

Which situation do you think is better for communication?






Task 8 – Keeping fit

Photo A: A person lifting weights in a gym.

Photo B: Someone jogging in a park.

Question:

Why do people choose different ways to stay fit?






Task 9 – Work and responsibility

Photo A: A young person doing a part-time job in a café.

Photo B: A teenager studying at home with books.

Question:

How might these situations help young people in their future lives?





Task 10 – Special occasions

Photo A: A large family celebrating a birthday at home.

Photo B: A couple celebrating in a restaurant.

Question:

What are the advantages of celebrating in these different ways?



Teacher's / student's tip

For every task, remember the 4-step plan:

- Say what both photos show
- Compare and contrast
- Speculate (might, could, seem to...)
- Answer the question